ARCHITECTURE STUDENT CONTEST
18TH INTERNATIONAL EDITION, LISBON 2023

THE CITY OF LIGHT

LISBON IS A WONDERFUL EUROPEAN CITY, WITH ITS HILLY WINDING STREETS, CENTURIES OLD ARCHITECTURE, MONUMENTAL STATUES AND ITS SPECIAL CHARM. WHAT FASCINATES AND INSPIRES ARTISTS AND POETS ALL OVER THE WORLD IS THE UNIQUE LIGHT OF LISBON.

THE MAIN FACTOR CONTRIBUTING TO THIS TRULY UNIQUE PHENOMENON IS THE ABUNDANCE OF SUN THROUGH THE YEAR, AS WELL AS THE HILLS, WHICH HAVE A MIRROR-LIKE EFFECT AND SCATTER THE LIGHT, ESSENTIALLY TURNING LISBON INTO AN INCREDIBLY THOUGHTFUL SPACE WITH JUST THE RIGHT, SOFT AND VERY LIVELY LIGHT.OUR PROJECT PUTS EMPHASIS ON LISBON'S DISTINCTIVE LIGHT FEATURE. THEREFORE, THE DESIGN CAME OUT OF THE GRAPHIC SERIES, WHERE THE LOCATION OF THE WINDOWS DICTATES THE DIRECTION OF THE PENETRATING RAYS.

MASTERPLAN SCALE 1:500

- EMPLOYEE ENTRANCE
- PUBLIC SPACE ENTRANCE
- RESIDENT ENTRANCE
- UNDERGROUND PARKING
- 1 PICNIC ZONE
- 2 PICNIC ZONE
- 3 COMMUNAL GATHERING ZONE
- 4 OUTDOOR SPORT ZONE
- 5 PLAYGROUND ZONE
- PUBLIC PAVILIONS
- SITE BORDERS
- EDP BUILDING
- PLANNED EDP BUILDING
- BICYCLE PATH
- PARKING
- PUBLIC TRANSPORT
- PUBLIC GREEN AREA
- TIME OUT MARKET
- SCHOOL
- KINDERGARTEN
- HOTEL
- CAFE

AVERAGE SUN POSITION: 8:00

AVERAGE SUN POSITION: 12:00

AVERAGE SUN POSITION: 16:00

AVERAGE SUN POSITION: 18:00

SUMMER SUN POSITION

WINTER SUN POSITION

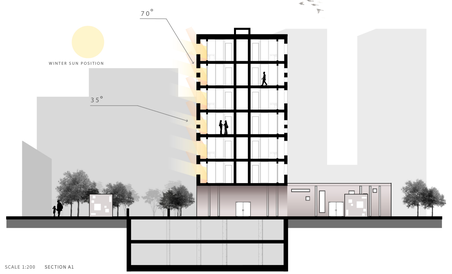

SCALE 1:200 SECTION A1

GROUND FLOOR
SCALE 1:200

1. PRIVATE KINDERGARTEN
2. LOBBY
3. ART STUDIO
4. GYM
5. LAMP SHOP
6. OFFICE
7. LOBBY
8. PRIVATE LAUNDRY
9. SECURITY ROOMS
10. RESTAURANT
11. COFFE HOUSE

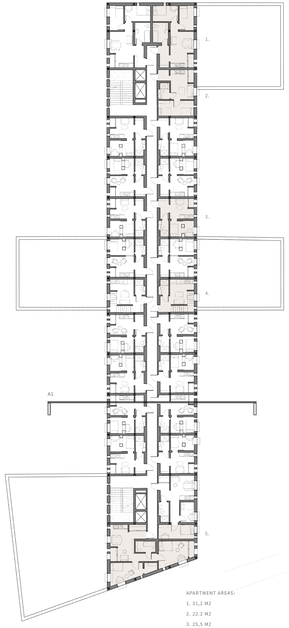

EXAMPLE OF UPPER FLOORS
SCALE 1:200

APARTMENT AREAS:
1. 31,2 M2
2. 22,2 M2
3. 25,5 M2
4. 22,2 M2 x 2
5. 42,2 M2

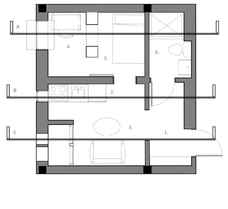

1. ENTRANCE ZONE
2. KITCHEN AREA
3. LIVING AREA
4. STUDY AREA
5. BEDROOM
6. BATHROOM

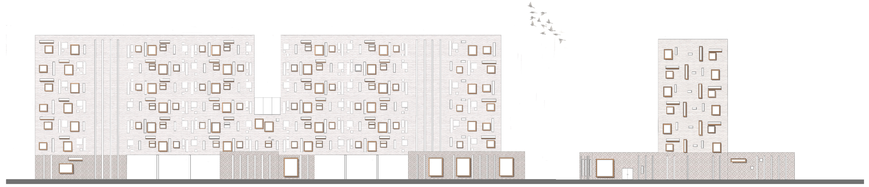

FACADE EXAMPLES: WEST AND SOUTH

MATERIAL STRATEGY FOR APARTMENTS



SECTION A



SECTION B

SECTION C

EACH INDIVIDUAL APARTMENT HAS BEEN DESIGNED IN ORDER TO EXPERIENCE LIGHT PLAY. EXPLANATORY SECTIONS SHOW HOW THE LIGHT GETS FROM ONE SPACE TO ANOTHER. INITIALLY, IT WAS ESSENTIAL TO UNDERSTAND WHICH SPACE NEEDS DIRECT OR HOMOGENOUS LIGHTING. THEREFORE, APARTMENT ZONES ARE TREATED IN A DIFFERENT WAY.

VISUAL MEDIA LIBRARY

AS THE ORIGINAL FAÇADE OF THE LIBRARY MUST BE KEPT, THE LIGHT CONCEPT IS EXPERIENCED IN A SPATIAL ARRANGEMENT BY PUTTING PUBLICLY USED ZONES CLOSER TO THE WINDOWS. ADDITIONAL STRUCTURES ARE INSTALLED IN THE INTERIOR, WHICH, BEING COVERED IN A LIGHT AND TRANSPARENT MATERIAL, WORK AS INSTALLATIONS FOR PAINTINGS OR COULD BE USED TO SPATIALLY SEPARATE ZONES FOR EXHIBITIONS.



SCALE 1:200 VISUAL MEDIA LIBRARY PLAN EXAMPLE

1. EXHIBITION AREA
2. PROJECT PRODUCTION ROOM
3. WC
4. INDIVIDUAL VISIONING ROOM
5. AUDITORIUM
6. SOUND-LOCK
7. TECHNICAL SUPPORT ROOM
8. SOUND STUDIO
9. VIDEO DIGITALISATION ROOM
10. TV / CYCLORAMA ROOM

SCALE 1:200 SECTION B2